

EF 107 XSafe

Self Contained Ice Machine 130 kg

Item #:
Project:
Quantity:



FEATURES

- Produces granular shape ice flakes, 80% hardness.
- Electronically controlled operation, with self-diagnostic functions with external alarm lights providing operational information for early alert and fast diagnosis of operating issues.
- External Components constructed from corrosion-resistant stainless steel crafted for optimal aesthetic appeal through superior fit and finish.
- Ergonomically convenient, slanted & disappearing storage bin door.
- Front access for easier maintenance.
- Front-in, front-out airflow allows for built-in installations.
- PWD - Progressive Water Discharge: pumps excess residual water up to a distance of 15 meters.
- XSafe: natural sanitation system, integrated inside the ice maker and operating automatically 24/7 to keep equipment clean & safe.



EF 107
Flake ice
Residual water content 25%

CONDENSING SYSTEM

Air cooled

REFRIGERANT GAS

R290

VOLTAGE V/Hz/ph

230/50/1

INTERNAL BIN CAPACITY

30 kg

CERTIFICATIONS



OPERATING REQUIREMENTS

	Minimum	Maximum
Air temperature	10	43
Water temperature	5	38
Water pressure	1 bar (14 psi)	5 bar (70 psi)
Electrical voltage	-10%	+10%

IMPORTANT NOTICE:
Models and specifications are subject to change without notice.
This spec sheet is meant for commercial purpose only.
For technical documentation please refer to our service manuals.

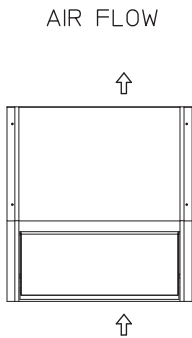
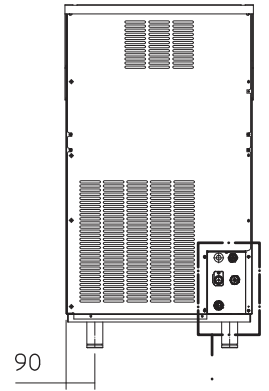
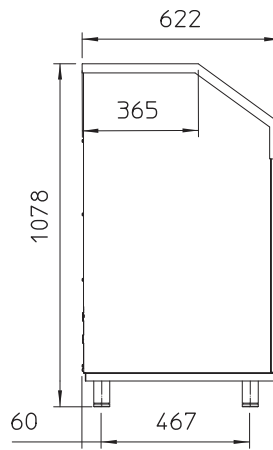
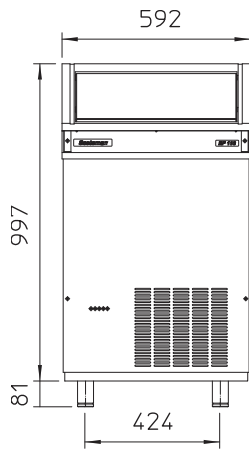
Self Contained Ice Machine 130 kg

EF 107 XSafe

Self Contained Ice Machine 130 kg

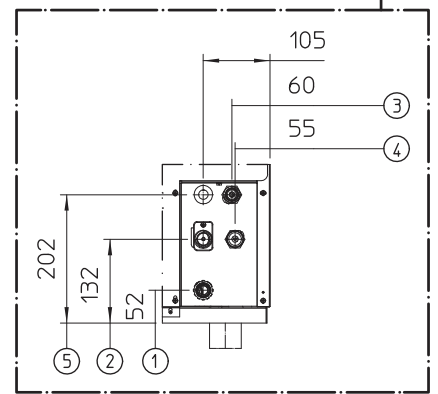
Item #:
Project:
Quantity:

Self Contained Ice Machine 130 kg



UNIT OF MEASUREMENT: mm

1. 13/16" WATER OUTLET
2. 3/4" GAS - WATER INLET
3. 3/4" GAS - WATER OUTLET
WATER COOLED UNIT ONLY
4. 3/4" GAS - WATER INLET
WATER COOLED UNIT ONLY
5. CORD SET



UNIT DATA		SHIPPING DATA									
Size (W x D x H)	592 x 622 x 1078 mm	Carton (W x D x H)	670 x 690 x 1180 mm								
Net weight	68 kg	Weight	76 kg								
		24 h ice production kg °C Amb. / °C Water			Energy consumption (*)		Water usage (*)	Instant power	Compressor	Circuit wires	Max. fuse size
Version	Voltage	10°C/10°C	21°C/10°C	32°C/21°C	kWh/ 100 kg	kWh/ 24h	l/h	W	W	No. x Ømm ²	A
EF 107 AS	230/50/1	130	126	102	8.4	9	4.5	400	1000	3 x 1.5	10

(*) Data refer to 32°C Amb. / 21°C Water temperature conditions



WolfLabs

Pricing on any accessories shown can be found by keying the part number into the search box on our website.

The specifications listed in this brochure are subject to change by the manufacturer and therefore cannot be guaranteed to be correct. If there are aspects of the specification that must be guaranteed, please provide these to our sales team so that details can be confirmed.

www.wolflabs.co.uk

Tel : 01759 301142

Fax : 01759 301143

sales@wolflabs.co.uk

Please contact us if this literature doesn't answer all your questions.